

JUSTICE OF THE PEACE COURTS

Narrative Summary

Justice Courts experienced an increase in total filings (including transfers in) in FY 2005, from 849,633 to 856,153. This is an increase of 0.8% total filings. Beginning in FY 1996, Justice Courts reported Non-Criminal Local Ordinances as a separate category. Many of these were reported as part of other categories in the previous years, but their numbers are not comparatively large.

Traffic filings (criminal and civil), which accounted for 61.4% of the workload in Justice Courts, went from 519,457 to 525,604, a 1.2% increase from FY 2004 to FY 2005. Non-Traffic criminal filings (misdemeanors and felonies) decreased 1.0%, from 144,276 last year to 142,812 in FY 2005. Civil filings increased from 183,459 in FY 2004 to 185,160 this year, an increase of 0.9%.

Petitions for orders of protection relating to domestic violence decreased this year by 1.4%, from 11,016 in FY 2004 to 10,867. In FY 2005, petitions for injunctions against harassment increased from 10,102 in FY 2004 to 10,915 in FY 2005. This is an increase of 8.0%.

Total dispositions (including transfers out) decreased by 4.3%, from 811,681 last year to 776,921 in FY 2005. Criminal and civil traffic dispositions together decreased by 6.0%, from 505,192 to 474,716. Criminal dispositions (misdemeanors and felonies) increased by 2.0%, from 132,805 in FY 2004 to 135,526 in FY 2005. Civil dispositions decreased by 4.3%, from 171,380 to 164,093.

Total end of year pending cases increased from 639,984 in FY 2004 to 665,103 in FY 2005, an increase of 3.9%. Most of the increase was in criminal traffic cases, which increased from 146,415 in FY 2004 to 156,899 in FY 2005, an increase of 7.2%.

ABBREVIATIONS
(Justice of the Peace Courts)

CR TRAF	Criminal Traffic
CV TRAF	Civil Traffic
DISP.	Dispositions
D.U.I.	Driving Under the Influence
Forcible Det.	Forcible Detainer
F.T.A.	Failure-to-Appear
Hear Offer	Hearing Officer
LOCAL ORD	Non-Criminal Local Ordinances
MISD/Misd	Misdemeanor
Ord. of Protect.....	Order of Protection
Small Clm	Small Claims
Stat. Corr	Statistical Correction
Trans. In	Transfers In
Trans. Out	Transfers Out

JUSTICE COURT CASE ACTIVITY
FISCAL YEAR 2005

STATEWIDE TOTAL

ALL CASES ON FILE							
CASE TYPE	PENDING 7/1/2004	CASES FILED			FISCAL YEAR 2004		
		ORIGINAL FILINGS	TRANSFER IN	TOTAL FILED	TOTAL ON FILE	PENDING 7/1/2003	TOTAL FILED
DUI	30,653	27,055	200	27,255	57,908	28,411	27,127
SERIOUS TRAFFIC	4,336	3,408	7	3,415	7,751	4,170	3,208
OTHER TRAFFIC	111,426	79,170	106	79,276	190,702	111,834	74,997
TOTAL CR TRAF	146,415	109,633	313	109,946	256,361	144,415	105,332
TOTAL CV TRAF	148,562	415,397	261	415,658	564,220	149,950	414,134
MISDEMEANOR	125,828	73,942	209	74,151	199,979	119,222	75,523
MISDEMEANOR FTA	41,386	8,366	6	8,372	49,758	45,407	8,508
TRAFFIC FTA	86,705	33,151	21	33,172	119,877	89,730	33,290
TOTAL MISD	253,919	115,459	236	115,695	369,614	254,359	117,321
TOTAL FELONY	22,772	27,023	94	27,117	49,889	20,151	27,040
SMALL CLAIMS	27,022	29,892	196	30,088	57,110	26,969	32,987
FORCIBLE DETAINER	6,212	103,689	1,765	105,454	111,666	5,915	104,310
OTHER CIVIL	34,216	48,767	851	49,618	83,834	33,626	46,162
TOTAL CIVIL	67,450	182,348	2,812	185,160	252,610	66,510	183,459
NC PARKING	860	2,564		2,564	3,424	727	2,435
NC NON-PARKING	6	13		13	19	12	6
TOTAL NON-CR ORD	866	2,577		2,577	3,443	739	2,441
TOTAL	639,984	852,437	3,716	856,153	1,496,137	636,124	849,727
ORD PROTECTION				10,867			11,016
INJ HARASSMENT				10,915			10,103

TRIALS COMMENCED						
CASE TYPE	NON-JURY	JURY	TOTAL	FISCAL YEAR 2004		
				NON-JURY	JURY	TOTAL
CRIMINAL TRAFFIC	1,794	162	1,956	1,561	286	1,847
MISDEMEANOR	2,080	18	2,098	2,080	129	2,209
CIVIL	48,129	22	48,151	54,909	16	54,925
TOTAL	52,003	202	52,205	58,550	431	58,981

OUTSTANDING WARRANTS - END-OF-YEAR					
TRAFFIC	6/30/2005	6/30/2004	CRIMINAL	6/30/2005	6/30/2004
DUI	15,947	14,405			
SERIOUS TRAFFIC	1,476	1,428	FELONY	9,424	8,377
OTHER TRAFFIC	68,360	65,579	MISDEMEANOR	65,461	64,962
SUBTOTAL	85,783	81,412	SUBTOTAL	74,885	73,339
TOTAL ALL WARRANTS				160,668	154,751

JUSTICE COURT CASE ACTIVITY
FISCAL YEAR 2005

STATEWIDE TOTAL (CONTINUED)

CASE TYPE	ALL CASES TERMINATED					FISCAL YEAR 2004	
	CASES TERMINATED			STAT CORR	PENDING 6/30/2005	TOTAL TERM	PENDING 6/30/2004
	TERMIN- ATIONS	TRANSFER OUT	TOTAL TERM				
DUI	23,064	487	23,551	-1,527	32,830	22,953	30,653
SERIOUS TRAFFIC	3,098	29	3,127	-233	4,391	2,944	4,336
OTHER TRAFFIC	63,618	697	64,315	-6,709	119,678	65,226	111,426
TOTAL CR TRAF	89,780	1,213	90,993	-8,469	156,899	91,123	146,415
TOTAL CV TRAF [1]	383,092	631	383,723	-33,585	146,912	414,069	148,562
MISDEMEANOR	72,072	2,984	75,056	7,655	132,578	72,492	125,828
MISDEMEANOR FTA	5,688	1	5,689	-4,057	40,012	6,296	41,386
TRAFFIC FTA	27,616	30	27,646	-3,605	88,626	28,841	86,705
TOTAL MISD	105,376	3,015	108,391	-7	261,216	107,629	253,919
TOTAL FELONY	20,649	6,486	27,135	1,490	24,244	25,176	22,772
SMALL CLAIMS	27,231	806	28,037	-1,231	27,842	29,595	27,022
FORCIBLE DETAINER	91,884	185	92,069	-10,718	8,879	100,094	6,212
OTHER CIVIL	43,594	393	43,987	-1,577	38,270	41,691	34,216
TOTAL CIVIL	162,709	1,384	164,093	-13,526	74,991	171,380	67,450
NC PARKING	2,582		2,582	-16	826	2,296	860
NC NON-PARKING	4		4	0	15	8	6
TOTAL NON-CR ORD	2,586		2,586	-16	841	2,304	866
TOTAL	764,192	12,729	776,921	-54,113	665,103	811,681	639,984
	<u>ISSUED</u>	<u>DENIED</u>					
ORD PROTECTION	8,998	1,320	10,318			10,353	
INJ HARASSMENT	8,109	2,041	10,150			9,448	

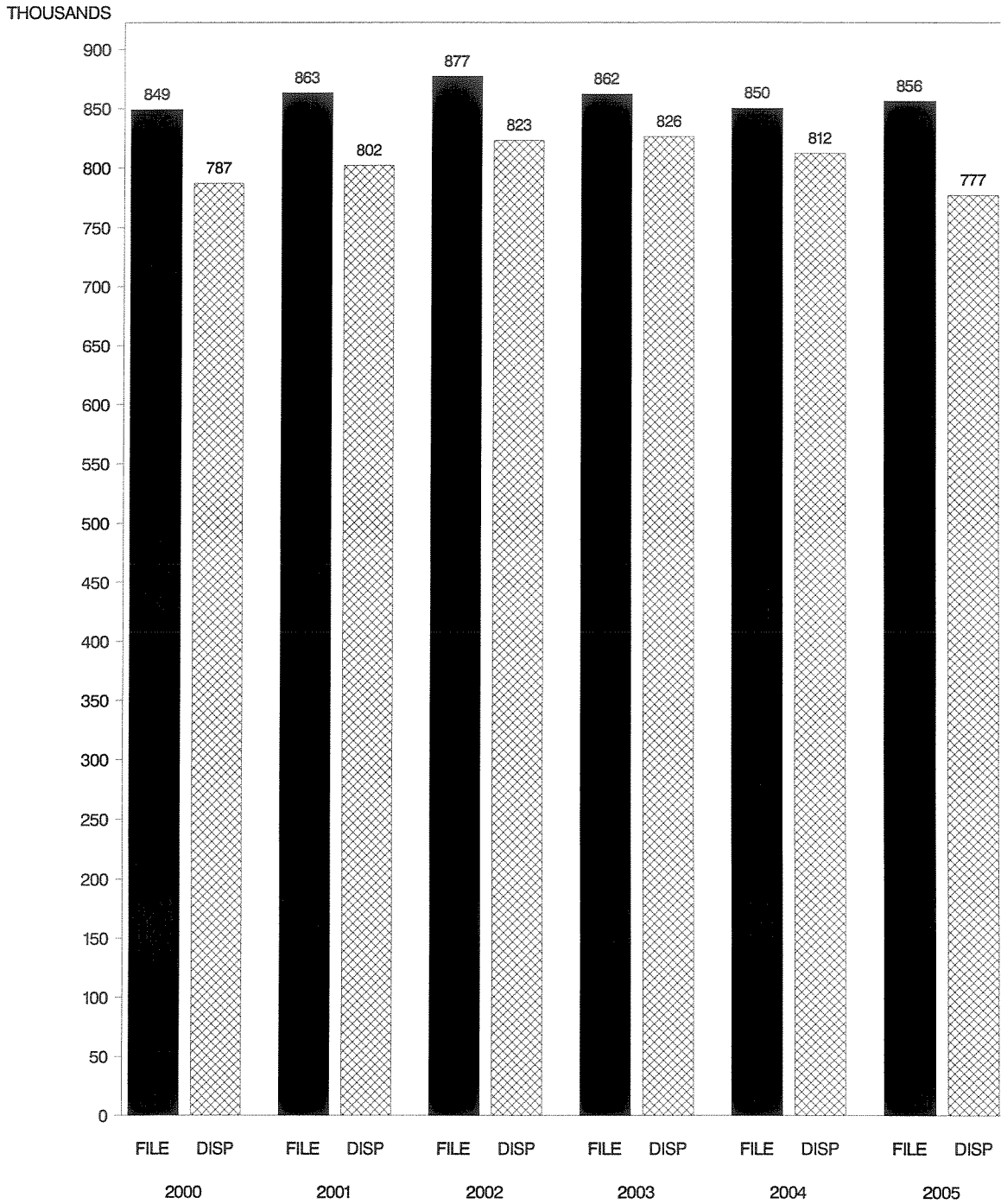
[1] TERMINATIONS INCLUDE DEFAULT JUDGMENTS.

OTHER PROCEEDINGS		
	FY 2005	FY 2004
SMALL CLAIMS HEARINGS/DEFAULTS	8,034	9,429
SMALL CLAIMS HEARINGS (W/HEARING OFFICER)	4,214	4,144
CIVIL TRAFFIC HEARINGS	6,856	8,485
FELONY PRELIMINARY HEARINGS	1,494	1,591
INITIAL APPEARANCES	56,855	52,424
ORDER OF PROTECTION REVIEW HEARINGS	2,232	2,108
INJUNCTION AGAINST HARASSMENT REVIEW HEARINGS	2,174	2,006
PEACE BOND COMPLAINTS	0	12
FUGITIVE COMPLAINTS	493	544
JUVENILE HEARINGS	138	111
SEARCH WARRANTS ISSUED	3,702	4,666

JUSTICE COURT

ANNUAL CASE ACTIVITY, FY 2000 – 2005

CASES FILED AND DISPOSED

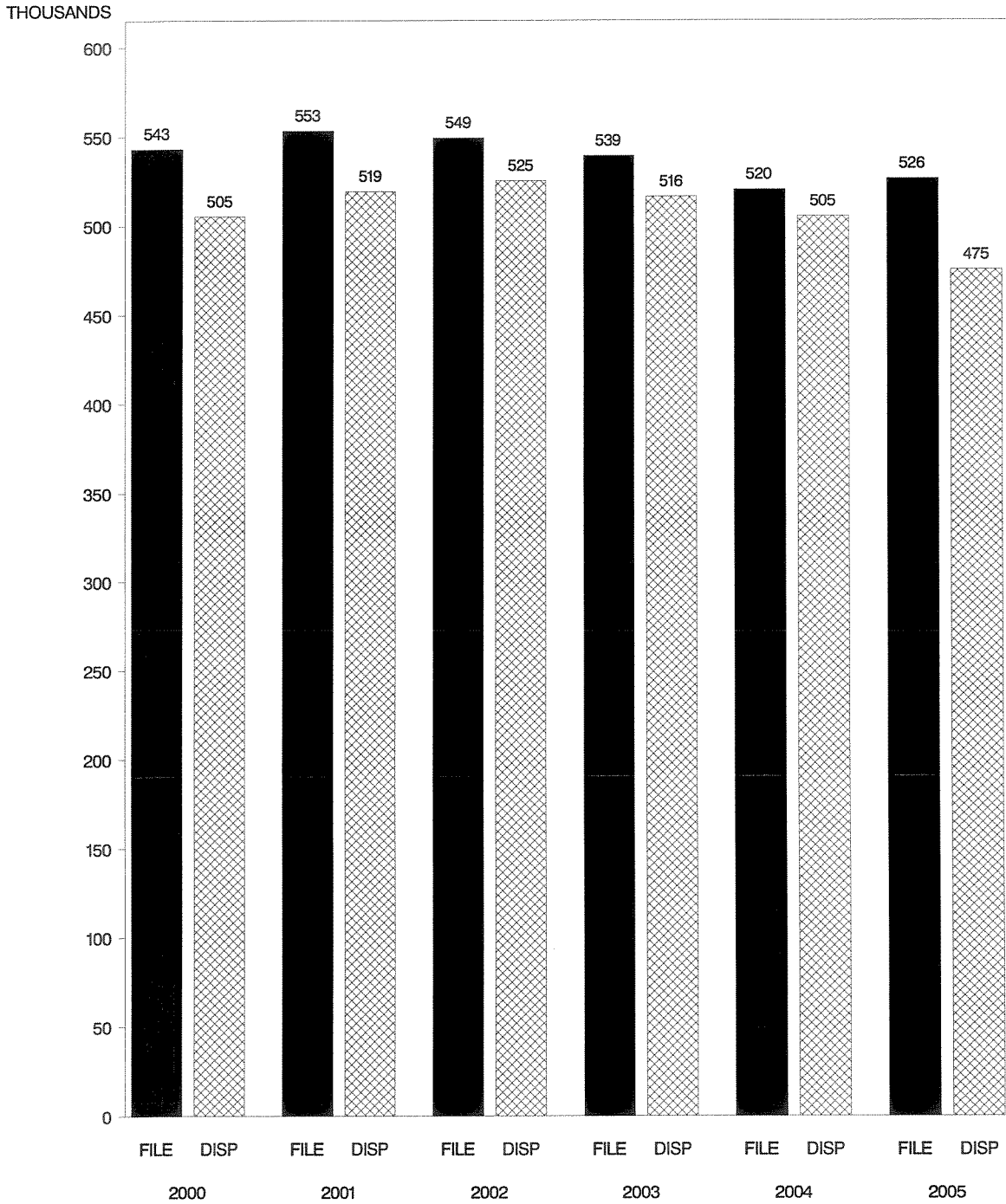


CASES FILED INCLUDE ORIGINAL FILINGS AND TRANSFERS IN.
CASES DISPOSED INCLUDE TERMINATIONS AND TRANSFERS OUT.

JUSTICE COURT

TRAFFIC CASE ACTIVITY, FY 2000 – 2005

CASES FILED AND DISPOSED

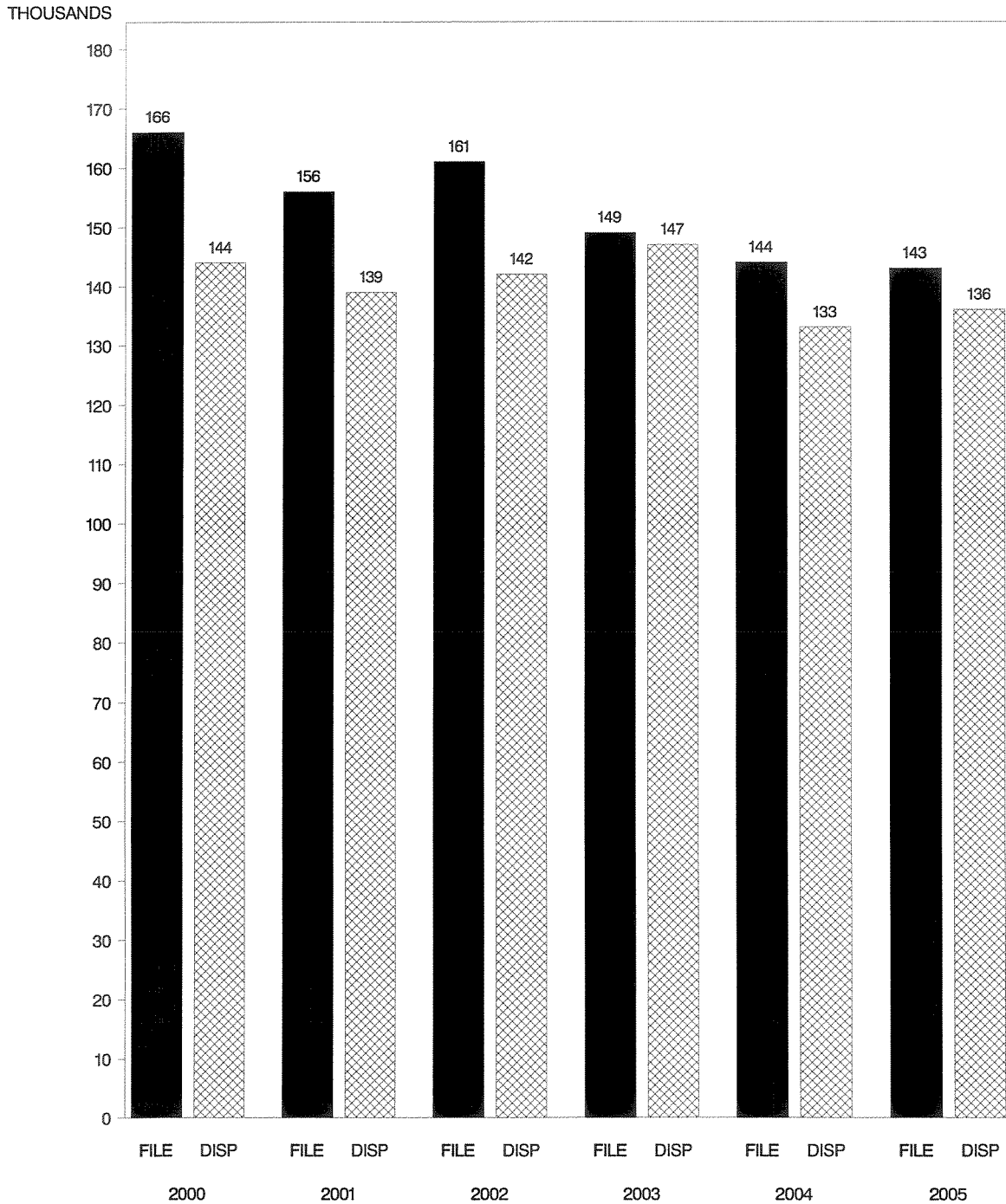


CASES FILED INCLUDE ORIGINAL FILINGS AND TRANSFERS IN.
CASES DISPOSED INCLUDE TERMINATIONS AND TRANSFERS OUT.

JUSTICE COURT

CRIMINAL CASE ACTIVITY, FY 2000 – 2005

CASES FILED AND DISPOSED

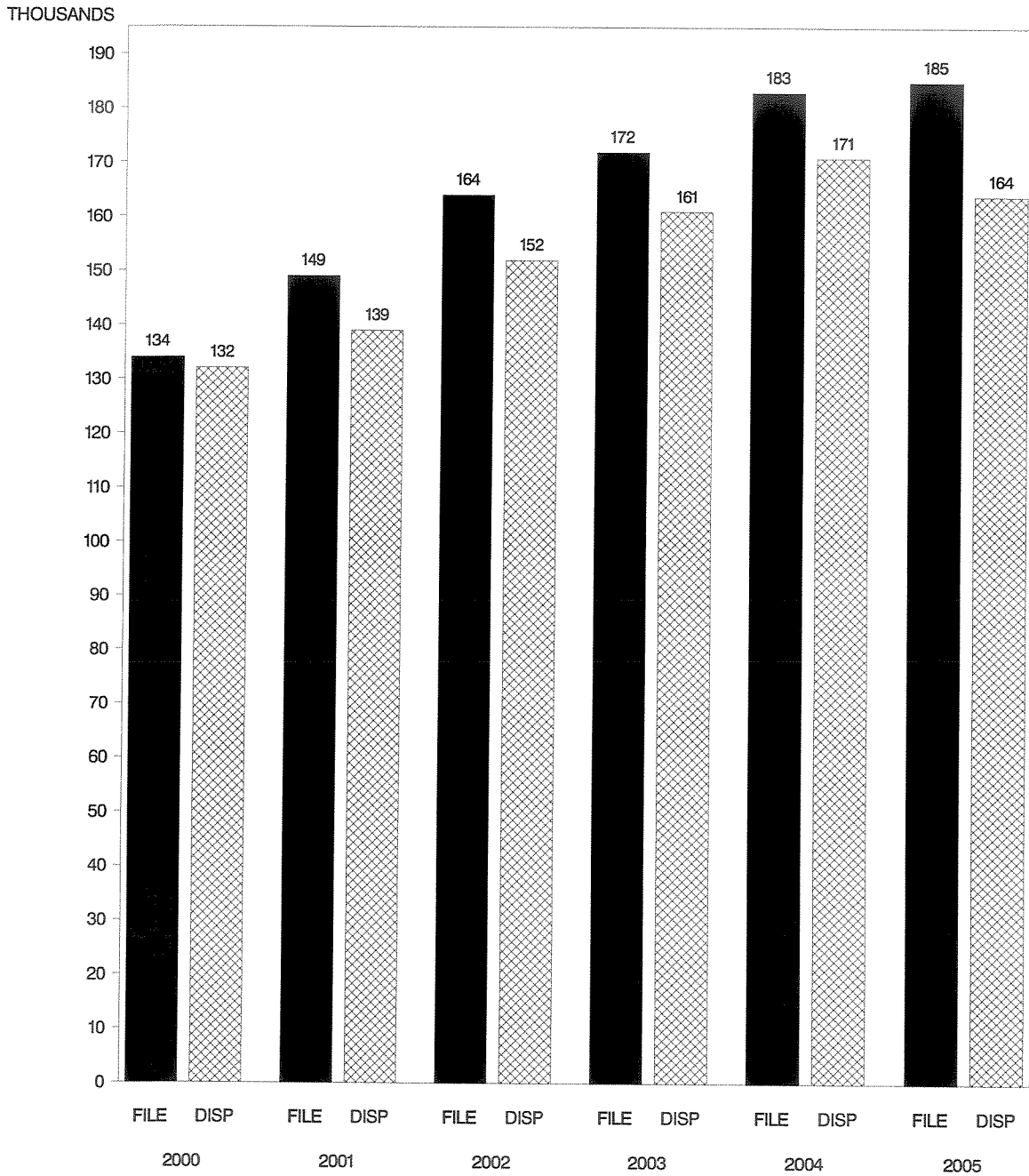


CASES FILED INCLUDE ORIGINAL FILINGS AND TRANSFERS IN.
CASES DISPOSED INCLUDE TERMINATIONS AND TRANSFERS OUT.

JUSTICE COURT

CIVIL CASE ACTIVITY, FY 2000–2005

CASES FILED AND DISPOSED



CASES FILED INCLUDE ORIGINAL FILINGS AND TRANSFERS IN.
CASES DISPOSED INCLUDE TERMINATIONS AND TRANSFERS OUT.

Civil increased by 38% from FY2000 to FY2005.
Civil increased by 45% from FY1999 to FY2005.

JUSTICE COURT

ORDER OF PROTECTION – HARASSMENT, FY 2000 – 2005 PETITIONS FILED

